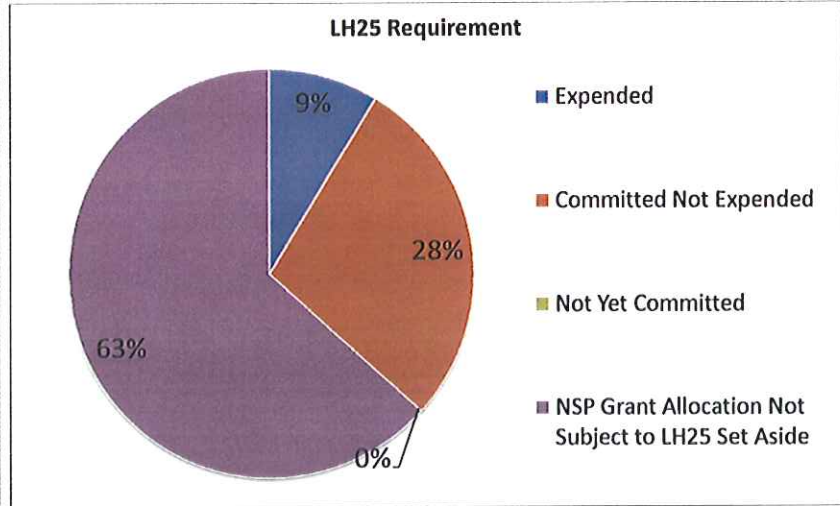
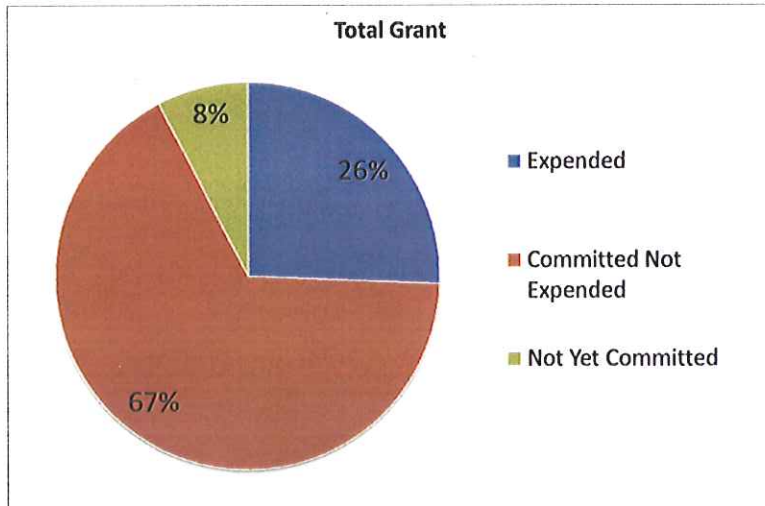




Grant Number	HUD Region	HUD Field Office
B-08-DN-42-0001	III	Philadelphia
Total NSP Funding:	\$59,631,318	
Commitments in August:	-\$4,515,316	
Total Commitments:	\$55,116,002 (92.4%)	\$4,515,316 more must be committed in September 2010 (1)
LH25 Commitments in August:	\$548,283	
Total Commitments to LH25:	\$21,890,404 (36.7%)	\$0 more must be committed to LH25 in September 2010 (2)
Expenditures in August:	\$1,655,510	\$1,430,481 average monthly expenditures needed September 2010 - March 2013
Total Expenditures:	\$15,286,418 (25.6%)	\$44,344,900 more must be expended by grant end date in March 2013
Total Program Income:	\$0	

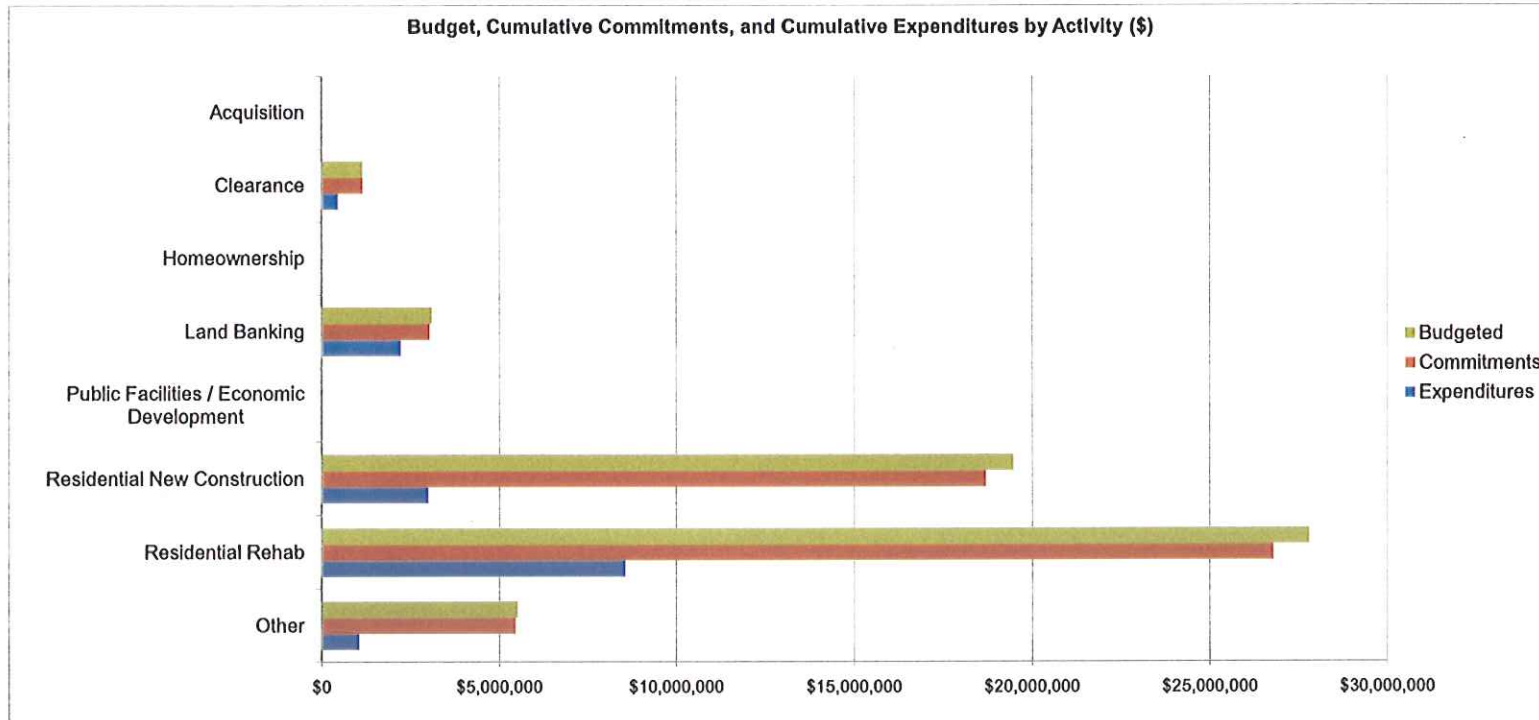
(1) The statutory deadline to commit funds is 18 months after award date. The regulatory deadline to expend funds is 4 years after award date.
 (2) A minimum of 25% of each NSP-1 grant must benefit Low Income households (LH25) at or below 50% of area median income.





Budget, Commitments, and Expenditures by Activity Type for State of Pennsylvania (Cumulative Through 08-31-10)

	Budgeted \$	Budgeted % of Total	Commitments \$	Commitments % of Total	Expenditures \$	Expenditures % of Total
Acquisition	\$0	0%	\$0	0%	\$0	0%
Clearance	\$1,152,140	2%	\$1,152,140	2%	\$453,471	3%
Homeownership	\$0	0%	\$0	0%	\$0	0%
Land Banking	\$3,102,210	5%	\$3,032,050	6%	\$2,227,087	15%
Public Facilities / Economic Development	\$0	0%	\$0	0%	\$0	0%
Residential New Construction	\$19,467,983	34%	\$18,701,483	34%	\$3,002,022	20%
Residential Rehab	\$27,790,626	49%	\$26,778,460	49%	\$8,549,861	56%
Other	\$5,518,764	10%	\$5,451,869	10%	\$1,053,976	7%
Total	\$57,031,723	100%	\$55,116,002	100%	\$15,286,418	100%





State of Pennsylvania NSP-1 Unit and Beneficiary Goals and Achievements

NSP-1 ACTIVITY TYPE	Units Goal	Units Achieved	Beneficiary Goal	Beneficiaries Served
Acquisition	0	0	0	0
Clearance	78	27	0	0
Homeownership	0	0	0	0
Land Banking	61	34	0	0
Public Facilities / Economic Development	0	0	0	0
Residential New Construction	147	37	0	0
Residential Rehab	450	122	0	0
Other	0	0	0	0
Total	736	220	0	0

State of Pennsylvania NSP-1 Program and Beneficiary Characteristics

BENEFICIARY INCOME RANGE:	Projected Measures	Actual Measures
Below 50% AMI	0.0%	0.0%
50% AMI to 80% AMI	0.0%	0.0%
80% AMI to 120% AMI	0.0%	0.0%